

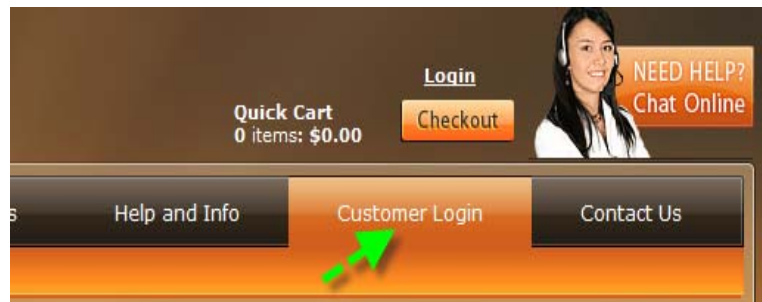


Buy Blinds Online using my credit card

- ✓ Purchasing a blind online is as simple as 123
- ✓ Follow the steps below and before you know it your blinds will be delivered to you and you will be sitting back enjoying your new blinds and the positive experience of being a Cheapa-Blinds customer.

Step 1:

Log in to your Cheapa-Blinds account via the Cheapa-Blinds website and select [Customer Login](#)



Step 2:

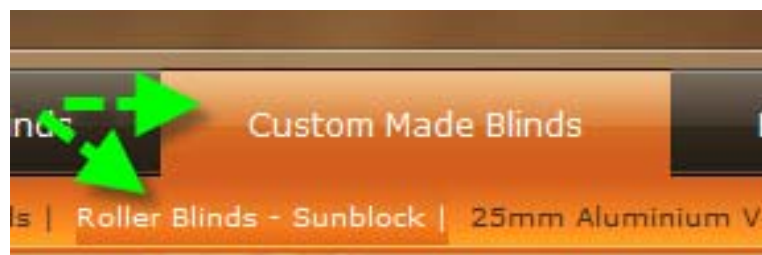
Fill in your email address and password that you provided when you registered an account with Cheapa-Blinds and click **Login**

Don't worry if you have forgotten your password. Simply click on [Forgot your password?](#) and Cheapa-Blinds will email you the password to your email account.




Step 3:

From the menu bar, select the product for which you require a quote ie: *Custom Made Blinds – Roller Blinds – Sunblock*. By clicking on Custom Made Blinds and then Roller Blinds – Sunblock or the particular product you require.



Step 4:

Your screen will refresh indicating you are now in the **Roller Blinds – Sunblock** Section and allow you to click on **Buy Now**.





Step 5:

- Select your colour by clicking on the down arrow and clicking on a choice – the colour will appear in the colour box above your selection.
- Then select whether you want an inside or outside mount – again by clicking on the drop down arrow
- You are then asked to enter your measurements in **millimetres**. If you enter your size in centimetres or in metres the system will reject your enquiry.
- Then click **Calculate Price**

Step 6:

- You will then be asked to identify features such as quantity, where you want the controls, the colour of the chain and bottom rail, in which direction you want the blind to roll and in which room the blind will be placed.
- A price minus freight will appear on your screen. This is the cost per blind and includes GST.
- If you are happy with the cost you can then click **Add to Cart**.
- Should you require more than one blind type then repeat Steps 5 & 6 as many times as you need to – each time your selection will be added to your cart.

Step 7:

Your shopping cart will appear with your selections – once you have completed your quote shopping click on **Checkout**.

Step 8:

When the screen refreshes click on **'Purchase these items'**



Step 9:

You will be asked to confirm your Shipping Details and then you will be required to click on **Submit**

Step 10:

You will then be shown the total order cost including freight. If you are happy to proceed then you need to click **'Pay Now'**

Step 11:

Complete your credit card details and remember to check the box indicating you have read the terms and conditions of purchase AND that you are over 18 years of age and the authorised user of the credit card. **Note:** If you do not tick these boxes then the purchase will not proceed.

Step 12:

Your tax invoice appears on the screen and your order is underway!

Step 13:

An email will be sent to your email address confirming your order and advising how you can track your order.

Your purchasing process is now complete!

Thank you for your recent order from Cheapa-blinds.

You are able to view the status of your order by logging into your account. Please click on the following link: [Customer Login](#)

Delivery Times:

Please click on the following link to view delivery times: [Delivery](#)

Order Delivery Notification:

You will receive email notification once the order has left the despatch area which will include the courier's name, telephone number and a Consignment Note number. This will enable you to track your order. A copy of this email will also be posted to your Messages in your Cheapa-blinds account.

Cheapa-Blinds hope that you have found this document useful in purchasing online using your credit card. For further information you may require please head to our [FAQ](#) section located on the Cheapa-Blinds website or [email](#) our Customer Service Representatives.

Cheapa-Blinds trusts that you will enjoy your online shopping experience so much you will want to share your positive experience with friends and relatives